

Product Change Notification

INDUCTIVE COMPONENTS



July, 2016

Changes to Bourns® Model 2000 Series High Current Toroid Inductors

Bourns is announcing the following changes to the [Model 2000 Series](#) High Current Toroid Inductors.

- 1) **Manufacturing Location:** Products are being transferred from Huilai, China to Shenzhen, China to help streamline the production process.
- 2) **Materials:** The magnetic wire insulation thermal class will be upgraded. For your convenience, Table 1 lists the details.
- 3) **Process:** The component part number identification marking will be changed to include the full part number. Epoxy will be applied to secure the winding. For your convenience, Table 1 lists these changes.
- 4) **Product Specifications:** Inductance tolerance and DC Resistance (DCR) will be adjusted. For your convenience, Table 2 lists the details.
- 5) **MOQ/Mult:** As a result of this change, the Minimum Order Quantity (MOQ) / Multiples quantity (Mult) will be affected. Table 2 lists these changes.

Implementation dates are as follows:

*Date that manufacturing of existing products will cease: **February 4, 2017***

*Date that deliveries of modified products will begin: **February 5, 2017***

*First date code using the above changes: **1706***

Product samples are available upon request.

If you have any questions or need additional information, please feel free to contact [Customer Service/ Inside Sales](#).

Table 1





Model	Magnet Wire		Marking		Varnish / Epoxy Winding	
	Current	Revised	Current	Revised	Current	Revised
2000 Series	Thermal Class, 130 °C	Thermal Class, 155 °C* *200 °C for 2000-1R2-H-RC, 2000-1R2-V-RC	Partial Part Number 	Full Part Number 	Varnish is applied to winding 	Epoxy is applied to winding 

Table 2

Part Number	Inductance Tolerance (No Load & Load)		DCR (Ohms)		MOQ / Mult	
	Current	Revised	Current	Revised	Current	Revised
2000-100-H-RC	±15 %	±20 %	0.015	No change	260 / 130	360 / 360
2000-100-V-RC	±15 %	±20 %	0.015	No change	308 / 154	360 / 360
2000-120-H-RC	±15 %	±20 %	0.016	No change	260 / 130	360 / 360
2000-120-V-RC	±15 %	±20 %	0.016	No change	308 / 154	360 / 360
2000-150-H-RC	±15 %	±20 %	0.029	No change	260 / 130	360 / 360
2000-150-V-RC	±15 %	±20 %	0.029	No change	308 / 154	360 / 360
2000-180-H-RC	±15 %	±20 %	0.032	No change	260 / 130	360 / 360
2000-180-V-RC	±15 %	±20 %	0.032	No change	308 / 154	360 / 360
2000-1R2-H-RC	±20 %	No change	0.0017	0.0022	260 / 130	360 / 360
2000-1R2-V-RC	±20 %	No change	0.0017	0.0022	308 / 154	360 / 360
2000-220-H-RC	±15 %	±20 %	0.035	No change	260 / 130	360 / 360
2000-220-V-RC	±15 %	±20 %	0.035	No change	308 / 154	360 / 360
2000-270-H-RC	±15 %	±20 %	0.039	No change	260 / 130	360 / 360
2000-270-V-RC	±15 %	±20 %	0.039	No change	308 / 154	360 / 360
2000-330-H-RC	±15 %	±20 %	0.054	No change	260 / 130	360 / 360
2000-330-V-RC	±15 %	±20 %	0.054	No change	308 / 154	360 / 360
2000-390-H-RC	±15 %	±20 %	0.059	No change	260 / 130	360 / 360
2000-390-V-RC	±15 %	±20 %	0.059	No change	308 / 154	360 / 360
2000-3R3-H-RC	±20 %	No change	0.0053	0.0067	260 / 130	360 / 360
2000-3R3-V-RC	±20 %	No change	0.0053	0.0067	308 / 154	360 / 360
2000-3R9-H-RC	±20 %	No change	0.0059	0.0074	260 / 130	360 / 360
2000-3R9-V-RC	±20 %	No change	0.0059	0.0074	308 / 154	360 / 360
2000-470-H-RC	±15 %	±20 %	0.064	No change	260 / 130	360 / 360
2000-470-V-RC	±15 %	±20 %	0.064	No change	308 / 154	360 / 360
2000-4R7-H-RC	±20 %	No change	0.0064	0.0077	260 / 130	360 / 360
2000-4R7-V-RC	±20 %	No change	0.0064	0.0077	308 / 154	360 / 360
2000-5R6-H-RC	±20 %	No change	0.0069	0.0084	260 / 130	360 / 360
2000-5R6-V-RC	±20 %	No change	0.0069	0.0084	308 / 154	360 / 360
2000-6R8-H-RC	±20 %	No change	0.013	No change	260 / 130	360 / 360
2000-6R8-V-RC	±20 %	No change	0.013	No change	308 / 154	360 / 360
2000-8R2-H-RC	±15 %	±20 %	0.014	No change	260 / 130	360 / 360
2000-8R2-V-RC	±15 %	±20 %	0.014	No change	308 / 154	360 / 360